



UVic CES Faculty Report for Courses Offered in SC (201501)

UVic Course Experience Survey - Fall 2014/Spring 2015

Project Audience 13306

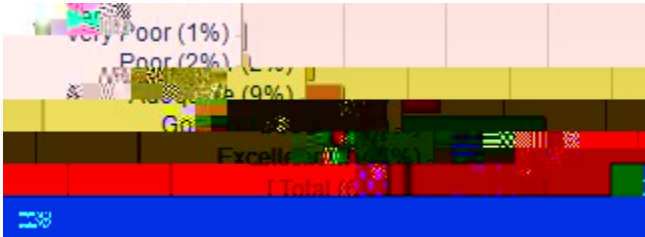
Responses Received 5823

Response Ratio 44%

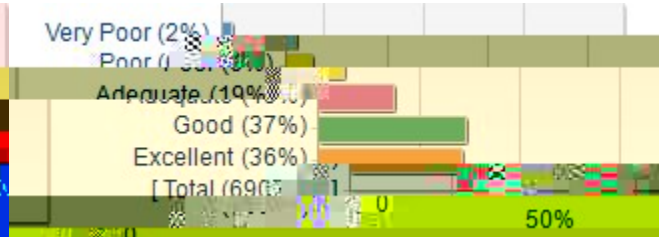
Creation Date Wed, May 13, 2015



1. The instructor was prepared for course sessions



2. The instructor's explanations of concepts were clear

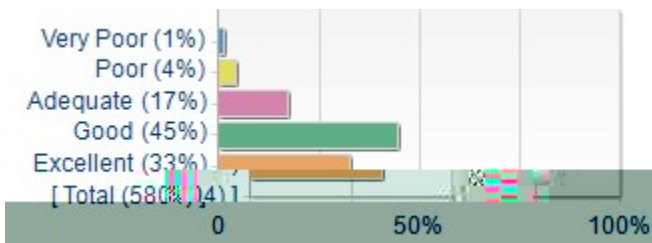


Statistics	Value
Response Count	6911
Mean	
Median	
Standard Deviation	+/- 0.0

Statistics	Value
Response Count	6903
Mean	3.98
Median	4.00
Standard Deviation	+/- 1.00

1. The course structure, goals and requirements were clear

2. The materials provided for learning the course




Statistics	Value
Response Count	5804
Mean	4.03
Median	4.00
Standard Deviation	+/-0.88

III Statements About The Students:

My primary reason for taking the course.




The approximate number of classes or labs that I did not attend



Relative to other courses I have taken at UVic, the workload in this course was




The approximate number of hours per week I spent studying for this course outside of class time:



As a result of my experience in this course, my interest in the material:






Statistics	Value
Response Count	907
Mean	3.76
Median	4.00
Standard Deviation	+/-0.89



Statistics	Value
Response Count	909
Mean	3.66
Median	4.00
Standard Deviation	+/-0.91



CES Roll-up by Faculty Code Report (SC 201501)

